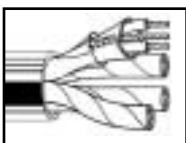


## Special Audio, Communication and Instrumentation Cables

**Description**  
**UL AWM/Style**  
 20 Gage  
 Stranded Conductors (7x28)

Tinned copper, PVC insulated, Beldfoil aluminum-polyester shield over Red and Black conductors, 22 AWG stranded tinned copper drain wire, chrome PVC jacket. Pairs cabled on common axis to reduce diameter. Suggested working voltage: 350V. Passes VW-1 Vertical Wire Flame Test. Color Code: Red, Black, Green, White.



**Description**  
**UL AWM/Style**  
 20 Gage  
 Stranded Conductors (7x28)

Belden No. UL NEC C(UL) CEC Type	No. of Cond.	Standard Lengths		Std. Unit Lbs. Ea.	Insulation Thickness		Jacket Thickness O.D.		Inch	Nom. mm	Nominal Capacitance			
		ft.	m		Inch	mm	Inch	mm			*pF/ft.	*pF/m	**pF/ft.	**pF/m
8722 NEC CMG CEC CMG	4	U-500	U-152.4	17.4	0.015	0.38	0.028	0.71	0.226	5.74	60	197	99	325
		500	152.4	18										
	2 shielded 2 unshielded	U-1000	U-304.8	34.7										
		1000	304.8	33.9										

**Product Description:**

Tinned copper conductors, polypropylene insulated, four groups of two conductors with 22 AWG stranded tinned copper drain wire, each group individually Beldfoil shielded with polyester tape wrap, chrome PVC jacket. Cabled around a common axis. Suggested working voltage: 400V. Passes VW-1 Vertical Wire Flame Test. Pair Color Code: Red and Black, Green and White, White/Red and White/Black, White/Green and White/Yellow.

8725	8	500	152.4	29.1	0.015	0.38	0.03	0.76	0.345	8.76	27	89	49	161
	4 pair	1000	304.8	81.6										

## Microphone and Musical Instrument Cables

Belden microphone cable is used for connecting low level microphones or musical instruments. Key properties of microphone (MIC) cable are ruggedness, flexibility, flex life and interference immunity.

Plastic cables recommended for: Lower capacitance, lower loss, greater ozone and oil resistance, lighter weight, smaller diameter. Rubber cables recommended for: Greater abrasion and impact resistance and extra limpness so the cable will lie flat on stage or on studio floors.

### High Conductivity Copper Single Conductor High Impedance Cables



**Description**  
**UL AWM/Style**  
 25 Gage Stranded Conductors (7x33)

**Product Description:** 3 Strands tinned copper, 4 strands tinned copper covered steel. Braided textile, polyethylene insulated, tinned copper braid shield. 74% shield coverage. Chrome PVC jacket. Suggested working voltage: 3500 DC. Nominal impedance: 52 ohms

**Product Description:** 3 Strands tinned copper, 4 strands tinned copper covered steel. Braided textile, polyethylene insulated, tinned copper braid shield. 72% shield coverage. Chrome PVC jacket. Suggested working voltage: 5000 DC. Nominal impedance: 57 ohms



Belden No. UL NEC C(UL) CEC Type	No. of Cond.	Standard Lengths		Std. Unit Lbs. Ea.	Strand	Insulation Thickness		Jacket Thickness		Nom. O.D. Inch	mm ft.	Nominal Capacitance			
		ft.	m			Inch	mm	Inch	mm			*pF/ft.	*pF/m	**pF/ft.	**pF/m
8411	1	U-500	U-152.4	7.1	(7x33)	0.02	0.51	0.02	0.51	0.144	3.66	—	—	40	131
		500	152.4	6.8											
		U-1000	U-304.8	13.3											
		1000	304.8	13.6											
8401	1	1000	304.8	22.6	(7x33)	0.043	1.09	0.025	0.64	0.199	5.05	—	—	28	92

**Product Description:**

3 strands tinned copper, 4 strands tinned copper covered steel. PVC insulation. Tinned copper spiral shield, 90% coverage. Matte Gray PVC jacket. Suggested working voltage: 1000 DC

9396	1	250	76.2	2.5	(7x33)	0.018	0.46	0.017	0.43	0.1	2.54	—	—	75	246
------	---	-----	------	-----	--------	-------	------	-------	------	-----	------	---	---	----	-----

**Product Description:**

3 Strands copper, 4 strands tinned copper-covered steel. Rayon braid, rubber insulated. Rayon braid 80% tinned copper braid shield. Cotton Yarn Wrap, black EPDM rubber jacket. Suggested working voltage: 300V

8410	1	250	76.2	9.0	(7x33)	0.058	1.47	0.024	0.61	0.245	6.22	—	—	33	108
		500	152.4	19.4											



## AES/EBU Digital Audio Cables

AES/EBU allows cables with impedances from 88 ohms to 132 ohms to be used. These cables utilize Datalene premium grade high density insulation. This provides exceptional crush resistance as compared to standard foam polyethylenes, making them less susceptible to damage resulting from cable pulling or flexing. The high velocity of propagation further reduces capacitance and signal delay providing error-free transmissions over extended distances.

### Single and Double Pair



1800A, 1801A



1800F

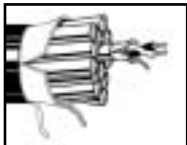


1696A

Description UL AWM/Style	Belden No. UL NEC C(UL) CEC Type	No. of Cond.	Standard Lengths		Std. Unit Lbs. Ea.	Nominal D.C.R.		Nominal O.D.		Nom. Imp. (ohms)	Nom. Vel. of Prop.	Nominal Capacitance			
			ft.	m		Cond.	Shield	Inch	mm			*pF/ ft.	*pF/ m	**pF/ ft.	**pF/ m
24 Gage Stranded Conductors (7x32) <b>Product Description:</b> Tinned copper, Datalene insulated, twisted pair, bonded Beldfoil aluminum-polyester shield with 24 AWG drain wire. Slate Gray or Purple PVC jacket. The jacket and shield are bonded so both can be removed with automatic stripping equipment.	1800A NEC CMG CEC CMG	1	500 U-1000 1000	152.4 U-304.8 304.8	9.8 18.2 21.7	24 (7x32) 23.7ohm/M' 77.7ohm/km	Bonded Beldfoil w/24 (7x32) drain wire 18.9 ohm/M' 62.0 ohm/km	0.18 4.57	110	76%	13	43	25	82	
<b>Product Description:</b> Bare copper, Datalene insulated, conductors cabled with filler, 95% tinned copper "French Braid" shield with bare copper drain wire. Matte PVC jackets in Red, Yellow, Green, Blue, Gray, Purple, and Black.	1800F	1	500 U-1000 1000	152.4 U-304.8 304.8	16.7 27.4 32.9	24 (42x40) 23.7ohm/M' 77.7ohm/km	95% tinned copper french braid w/ bare copper drain wire 5.0ohm/M'	0.211 5.36	110	76%	13	43	25	82	
<b>Product Description:</b> Tinned copper, foam FEP Teflon insulated, twisted pair, Beldfoil aluminum-polyester shield with 24 AWG drain wire. Natural White Flamarrist® jacket.	1801A NEC CMP NEC CMG	1	500 U-1000 1000	152.4 U-304.8 304.8	8.9 17.6 18.3	24 (7x32) 23.7ohm/M' 77.7ohm/km	16.4ohm/km Beldfoil w/24 (7x32) drain wire 18.9ohm /M' 62.0ohm/km	0.165 4.19	110	76%	13	43	25	82	
<b>Product Description:</b> Tinned copper, Datalene insulated, dual twisted pairs, bonded Beldfoil aluminum-polyester shields with 24 AWG drain wires. Slate Gray PVC jacket in zip cord style construction. The jacket and shield are bonded so that both can be removed with automatic stripping equipment. Color Code: Blue, White.	1802A	2	500 U-1000 1000	152.4 U-304.8 304.8	19.7 29 30.9	24 (7x32) 23.7ohm/M' 77.7ohm/km	Bonded Beldfoil w/24 (7x32) drain wire 18.9ohm/M' 62.0ohm/Km	.180 x .374 4.57 x 9.50	110	76%	13	43	25	82	
22 Gage Stranded Conductors (7x30) <b>Product Description:</b> Tinned copper, Datalene insulated, twisted pair with fillers, Beldfoil aluminum-polyester shield with tinned copper braid shield and 24 AWG drain in wire. Black high flex matte PVC jacket.	1696A	1	250 500 U-1000 1000	76.2 152.4 U-304.8 304.8	8.9 16.6 31.5 31.3	22 (7x30) 14.8ohm/M' 48.5ohm/km	Beldfoil w/ 24 (7x32) drain wire +90% tinned copper braid 4.6ohm/M' 15.2ohm/k	0.234 5.94	110	76%	13	43	25	82	

### Multi-Pair Snake Cables

### Individually Shielded and Jacketed



**Description**  
UL AWM/Style  
24 Gage  
Stranded Conductors (7x32)

**Product Description:**  
Tinned copper, Datalene insulated pairs color coded with blue and white. Each pair individually shielded with bonded Beldfoil aluminum-polyester shield. Individual pairs with numbered and color coded PVC jackets. Overall Beldfoil aluminum-polyester shield. Overall nylon ripcord. Pair jackets and shield are bonded so that both strip simultaneously with automatic stripping equipment.

Belden Part No.	No. Pairs	Standard Lengths		Std. Unit Lbs. Each	Outer Jacket Thickness		Nominal O.D.		Nominal D.C.R. Overall Shield	
		ft.	m		Inch	mm	Inch	mm	Ohm/m.	Ohm/km.
1805A	8	500 1000	152.4 304.8	85.6 169.8	0.035 0.89	0.621 15.77	3	9.8		

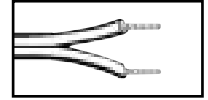


## Audio Wire and Cables Electrolytic Tough Pitch (ETP) High Conductivity Copper Speaker Cables

Speaker cables are used to connect receivers or power amplifiers to speakers and are also used for the internal wiring of the speakers themselves.

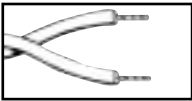
**High Conductivity Copper** All Belden speaker cables utilize only high conductivity copper produced by a process called electrolytic tough pitch. This refining process produces a conductor that is 99.995% pure copper resulting in high conductivity per ASTM B115. The high purity obtained from ETP copper results in audio cable performance that is comparable to that of oxygen-free copper cables.

### Two Conductor PVC Insulated, High Conductivity Copper Parallel Zip Constructions



Description UL AWM/Style	Belden No. UL NEC C(UL) CEC Type	Standard Lengths		Std. Unit Lbs. ea.	(Stranding)	Insulation Thickness		Nominal O.D.	
		ft.	m			Inch	mm	Inch	mm
24 Gage Stranded Conductors <b>Product Description:</b> Copper, PVC insulated, Parallel. 1 conductor bare, 1 conductor tinned. Suggested working voltage: 300V	8782	U-1000 1000	U-304.8 304.8	6.5 6.2	(7x32)	0.017	0.43	.058 x .115	1.47 x 2.92
22 Gage Stranded Conductors <b>Product Description:</b> Copper, PVC insulated, Parallel. 1 conductor bare, 1 conductor tinned. Suggested working voltage: 300V	9712	100 U-500 U-1000 1000	30.5 U-152.4 U-304.8 304.8	0.9 4.8 8.6 8.1	(7x30)	0.017	0.43	.065 x 0.13	1.65 x 3.3
20 Gage Stranded Conductors <b>Product Description:</b> Copper, PVC Insulated, Parallel. 1 conductor tinned. 1 conductor bare. Suggested working voltage: 300V.*	8649	100 U-500 U-1000 1000	30.5 U-152.4 U-304.8 304.8	1.9 6 11.3 11	(7x28)	0.018	0.46	.073 x .146	1.85 x 3.71

### Open Twisted Construction



8460, 8470



1860A, 1861A, 1862A, 1863A

Description UL AWM/Style	Belden No. UL NEC C(UL) CEC Type	Standard Lengths		Std. Unit Lbs. ea.	(Stranding)	Insulation Thickness		Nominal O.D.	
		ft.	m			Inch	mm	Inch	mm
18 Gage Stranded Conductors <b>Product Description:</b> Tinned Copper, PVC insulated, Cabled. 1 conductor tinned, 1 conductor bare. Passes VW-1 Vertical Wire Flame Test	8460	U-500 500 U-1000 1000	U-152.4 152.4 U-304.8 304.8	9.5 9.2 17.9 18.7	(7x26)	0.02	0.51	0.18	4.57
16 Gage Stranded Conductors <b>Product Description:</b> Open Twisted Constructions 16 Gage Stranded Conductors	8470	U-500 500 U-1000 1000	U-152.4 152.4 U-304.8 304.8	13.3 13.2 25.8 26.7	(19x29)	0.023	0.58	0.21	5.33
18 Gage Stranded Conductors <b>Product Description:</b> Bare Copper, Flamarrest® insulated, Cabled.	1863A NEC CL2P	500 1000	152.4 304.8	2 4	(19x30)	0.022	0.56	0.178	4.52
16 Gage Stranded Conductors <b>Product Description:</b> Bare Copper, Flamarrest® insulated, Cabled.	1862A NEC CL2P	500 1000	152.4 304.8	12 24	(19x29)	0.022	0.56	0.202	5.13
14 Gage Stranded Conductors <b>Product Description:</b> Bare Copper, Flamarrest® insulated, Cabled.	1861A NEC CL2P	500 1000	152.4 304.8	19.5 35	(19x26)	0.022	0.56	0.236	5.99
12 Gage Stranded Conductors <b>Product Description:</b> Bare Copper, Flamarrest® insulated, Cabled.	1860A NEC CL2P	500 1000	152.4 304.8	25.5 51	(19x25)	0.022	0.56	0.27	6.86

