




# 110 Cross Connect System



Category 5e 110 Wiring  
Blocks and Accessories

Category 5e 110 Field  
Installable Patch Cord Plugs

Category 5e 110 Wiring Block Kits

Category 5e 110 Patch Cords

110 Rack and Wall Mount Wiring Blocks

110 Termination Tools

# F

## CROSS CONNECT SYSTEMS

For voice & data cross-connect applications, Signamax provides a number of efficient solutions. Wiring Blocks accommodate a range of conductor sizes from 22 to 26 AWG solid or stranded and are designed to exceed Category 5 Enhanced specifications. Available in 50, 100, and 300 pair sizes, they can be configured to build a cross connect system for any size or application. Wiring blocks can be ordered with mounting legs for routing cable behind the block, or without legs where space is limited.

Connecting Clips will accept 22-26 AWG solid or stranded conductors and are available in 3, 4, and 5 pair sizes. Each IDC connecting block is color coded for easy conductor placement. Connecting blocks are sold in packages of 10.

# Category 5e 110 Wiring Blocks and Accessories



Model  
110WB-50PR-L



Model  
110WB-100PR-L



Model  
110CB



CAT 5e

### Category 5e 110 Wiring Blocks

PART NO.	DESCRIPTION
110WB-50PR-L	50-Pair 110 Wiring Block With Mounting Legs
110WB-50PR	50-Pair 110 Wiring Block Without Mounting Legs
110WB-100PR-L	100-Pair 110 Wiring Block With Mounting Legs
110WB-100PR	100-Pair 110 Wiring Block Without Mounting Legs
110WB-300PR-L	300-Pair 110 Wiring Block With Mounting Legs
110WB-300PR	300-Pair 110 Wiring Block Without Mounting Legs

### Category 5e 110 IDC Connecting Clips

PART NO.	DESCRIPTION
110CB-3PR	3-Pair 110 IDC Connecting Clip
110CB-4PR	4-Pair 110 IDC Connecting Clip
110CB-5PR	5-Pair 110 IDC Connecting Clip
110-CAP	2-Pair 110 Stuffer Cap

Patch Cord and Cable Management Troughs are used above, below, or between wiring blocks to facilitate patch cord and cable management. Troughs are available with or without standoff legs to fit the needs of any application.

Designation Strips are placed between rows of 25 pairs (50 positions) of connections and provide a convenient write-on identification area. These clear plastic strips are available with identification area separated for 3, 4, and 5 pair connecting blocks and include a clear label holder for each strip. Strips and holders are supplied in packages of six.

Field Installable Patch Cord Plugs are available in 1, 2, 3, and 4-pair sizes and accommodate 24 to 26 AWG stranded jacketed cable. Plugs are easily assembled in the field to provide the flexibility and quick termination of any length patch cord. The snap together designed plugs are polarized to ensure a proper connection to the connecting blocks.



Models  
110-CMT



Models  
110-RMCMT

### Patch Cord and Cable Management Troughs

PART NO.	DESCRIPTION
110-CMT-L	Patch Cord and Cable Mgmt. Trough with Mounting Legs
110-CMT	Patch Cord and Cable Mgmt. Trough without Mounting Legs
110-RMCMT	Rack Mount Patch Cord and Cable Mgt. Trough, 1.75"H

### Designation Strips

PART NO.	DESCRIPTION
110-DS3P	Designation Strip for (7) 3-Pair and (1) 5-Pair Blocks
110-DS4P	Designation Strip for (6) 4-Pair and (1) 5-Pair Blocks
110-DS5P	Designation Strip for (5) 5-Pair Blocks



Model  
110 Plugs

### Category 5e 110 Field Installable Patch Cord Plugs

PART NO.	DESCRIPTION
110-1PRP	1-Pair 110 Field Installable Patch Cord Plug
110-2PRP	2-Pair 110 Field Installable Patch Cord Plug
110-3PRP	3-Pair 110 Field Installable Patch Cord Plug
110-4PRP	4-Pair 110 Field Installable Patch Cord Plug



# F

CROSS  
CONNECT  
SYSTEMS

The Signamax 110 Cross-Connect System is available in kit form, so that all required blocks & IDC clips are shipped to the job site complete for the application. Specify 50, 100 or 300-pair blocks with 4-pair clips and designation labels to simplify ordering, sorting and installation.

## Category 5e 110 Wiring Block Kits



CAT 5e

### Category 5e 110 Wiring Block Kits

PART NO.	DESCRIPTION
WBK-50PRL4	50-Pair Kit w/Mounting Legs, (10) 4-Pair, (2) 5-Pair Connecting Clips & 1 Designation Label/Clear Holders
WBK-50PR4	50-Pair Kit w/o Mounting Legs, (10) 4-Pair, (2) 5-Pair Connecting Clips & 1 Designation Label/Clear Holders
WBK-100PRL4	100-Pair Kit w/Mounting Legs, (20) 4-Pair, (4) 5-Pair Connecting Clips & 2 Designation Labels/Clear Holders
WBK-100PR4	100-Pair Kit w/o Mounting Legs, (20) 4-Pair, (4) 5-Pair Connecting Clips & 2 Designation Labels/Clear Holders
WBK-300PRL4	300-Pair Kit w/Mounting Legs, (60) 4-Pair, (12) 5-Pair Connecting Clips & 3 Designation Labels/Clear Holders
WBK-300PR4	300-Pair Kit w/o Mounting Legs, (60) 4-Pair, (12) 5-Pair Connecting Clips & 3 Designation Labels/Clear Holders

*Kits can be specified with 3 or 5-pair connecting clips.*

Category 5e 110 Patch Cords are assembled using stranded cable that exceeds Category 5 Enhanced specifications. Patch cords are available with one, two, three, and four pair 110 plugs and are used for patching between 110 termination fields. All cords are 100% factory tested. Category 5e Modular-110 Patch Cords are available in four-pair configurations wired for either T568B or T568A specifications. Modular-110 Patch Cords are used for patching between equipment and 110 termination fields. One, two and three-pair 110 to RJ-11 four position and RJ-12 6 position plugs are also available for special applications. All cords are 100% factory tested.

# Category 5e 110 Patch Cords



Model  
C5E-4P-458

CAT 5e

## Category 5e 110 Patch Cords

PART NO.	DESCRIPTION
C5E-1P-CC-LB	Category 5e 1-Pair 110 Patch Cords, Gray only
C5E-2P-CC-LB	Category 5e 2-Pair 110 Patch Cords, Gray only
C5E-3P-CC-LB	Category 5e 3-Pair 110 Patch Cords
C5E-4P-CC-LB	Category 5e 4-Pair 110 Patch Cords

For cable color substitute CC for color in P/N.

BK=Black      BU=Blue      GN=Green      GY=Gray      OR=Orange  
PK=Pink      PU=Purple      RD=Red      WH=White      YE=Yellow

For standard lengths substitute L for length in P/N. Other lengths are available.  
3=3 ft.      5=5 ft.      7=7 ft.      10=10 ft.      14=14 ft.      25=25 ft.

## Category 5e Modular-110 Patch Cords

PART NO.	DESCRIPTION
C5E-4P-458WS-CC-LB	Category 5e Modular RJ-45 4-Pair 110 Patch Cords
C5E-4P-458WS-CC-LB-BC	Category 5e Modular RJ-45 4-Pair 110 Patch Cords with Slide-On Snag-Proof Boot

For wiring system substitute WS in P/N. Other wiring configurations are available.  
A=T568A      B=T568B

For cable color substitute CC for color in P/N. For boot color substitute BC for color in P/N.  
BK=Black      BU=Blue      GN=Green      GY=Gray      OR=Orange  
PK=Pink      PU=Purple      RD=Red      WH=White      YE=Yellow

For standard lengths substitute L for length in P/N. Other lengths are available.  
3=3 ft.      5=5 ft.      7=7 ft.      10=10 ft.      14=14 ft.      25=25 ft.

# F

CROSS  
CONNECT  
SYSTEMS

110 Blocks are available for 19" rack mounting in a 100 and 200-pair version. Rack mount blocks can also be specified as a kit with 4-pair and 5-pair connecting clips and designation labels included, or pre-connectorized wired to male or female 25-pair Telco connectors. Wall mount wiring blocks are available in 25, 50, and 100 pair sizes and are ideal for small voice and data cross connect applications. Blocks are pre-connectorized with 4 and 5-pair connecting blocks wired to male or female 25-pair Telco connectors.

## 110 Rack and Wall Mount Wiring Blocks



Model  
RM100PR



Model  
RM200PR



### Category 5e Rack Mount Wiring Block Kits

CAT 5e

PART NO.	DESCRIPTION
RM100PR	100-Pair 110 Rack Mount Wiring Blocks, 1.75"H x 19"W
RM200PR	200-Pair 110 Rack Mount Wiring Blocks, 3.50"H x 19"W
RWBK-100PR4	100-Pair Rack Mount Kit w/(20) 4-Pair, (4) 5-Pair Connecting Clips & 2 Designation Labels/Clear Holders
RWBK-200PR4	200-Pair Rack Mount Kit w/(40) 4-Pair, (6) 5-Pair Connecting Clips & 4 Designation Labels/Clear Holders

*Rack Mount 110 Blocks are available pre-connectorized.*

*Kits and pre-connectorized blocks can be specified with 3 or 5-pair connecting clips.*

### Category 3 Wall Mount Pre-Connectorized Wiring Blocks

CAT 3

PART NO.	DESCRIPTION
WM25PRL-1M4	25-Pair 110 Block w/(5) 4-Pair, (1) 5-Pair Connecting Clips Wired To (1) Male Telco
WM50PRL-2M4	50-Pair 110 Block w/(10) 4-Pair, (2) 5-Pair Connecting Clips Wired To (2) Male Telco
WM100PRL-4M4	100-Pair 110 Block w/(20) 4-Pair, (4) 5-Pair Connecting Clips Wired To (4) Male Telco

*For female telco connector substitute F for M in P/N.*

*For Wiring Blocks w/o mounting legs eliminate L in P/N.*

*Pre-connectorized blocks can be specified with 3 or 5-pair connecting clips.*

F5

PREMISE CONNECTIVITY SYSTEMS

800 446-2377 or visit our Web Site at [www.signamax.com](http://www.signamax.com).

110 Wall-Mount Patch Panels are configured in 100 and 300-pair styles pre-connectorized with 4 and 5-pair connecting clips wired to male or female 25-pair Telco connectors. 66 Blocks can also be specified in pre-wired configurations.

Termination tools can be ordered in 5-pair and single-position designs, with optional termination blades for both 110 and 66-type connecting blocks. The 5-pair impact tool is designed to terminate and cut UTP cable and seat connecting clips. The tool features an ergonomically designed rubber handle to provide a no-slip grip. Our single position impact tools are available to terminate to either 66 or 110 clips and are spring-loaded and tension-adjustable. Replacement blades are available.

# 110 Wall Mount Patch Panels & Termination Tools



## Category 3 110 Wall Mount Patch Panels

PART NO.	DESCRIPTION
100PR-4MX03	100-Pair Panel w/(20) 4-Pair, (4) 5-Pair Connecting Clips Wired to (4) Male Telco Connectors
300PR-4MX03	300-Pair Panel w/(60) 4-Pair, (12) 5-Pair Connecting Clips Wired to (12) Male Telco Connectors

*For top entry substitute T for X in P/N. For bottom entry substitute B for X in P/N.  
For female Telco substitute F for M in P/N.  
For other length cable stubs substitute 03 for length.  
Patch panels can be specified with 3 or 5-pair connecting clips.*


## 110 Termination Tools

PART NO.	DESCRIPTION
110-5PRT	5-Pair 110 Impact Termination Tool
110-5PRH	5-Pair 110 Impact Tool Replacement Head and Blade
T110	1-Position 110 Impact Termination Tool
T66	1-Position 66 Impact Termination Tool
T110BL	1-Position 110 Termination Blade
T66BL	1-Position 66 Termination Blade


## Pre-Connectorized 66 Blocks to 25-Pair Telco Connectors

PART NO.	DESCRIPTION
66M1-25M	66 Block Wired to 1 Male 50 Position Telco
66M1-25F	66 Block Wired to 1 Female 50 Position Telco
66M1-50M	66 Block Wired to 2 Male 50 Position Telco
66M1-50F	66 Block Wired to 2 Female 50 Position Telco

Model T110



Model 110-5PRT



Model 66M1-50M

